
Prince

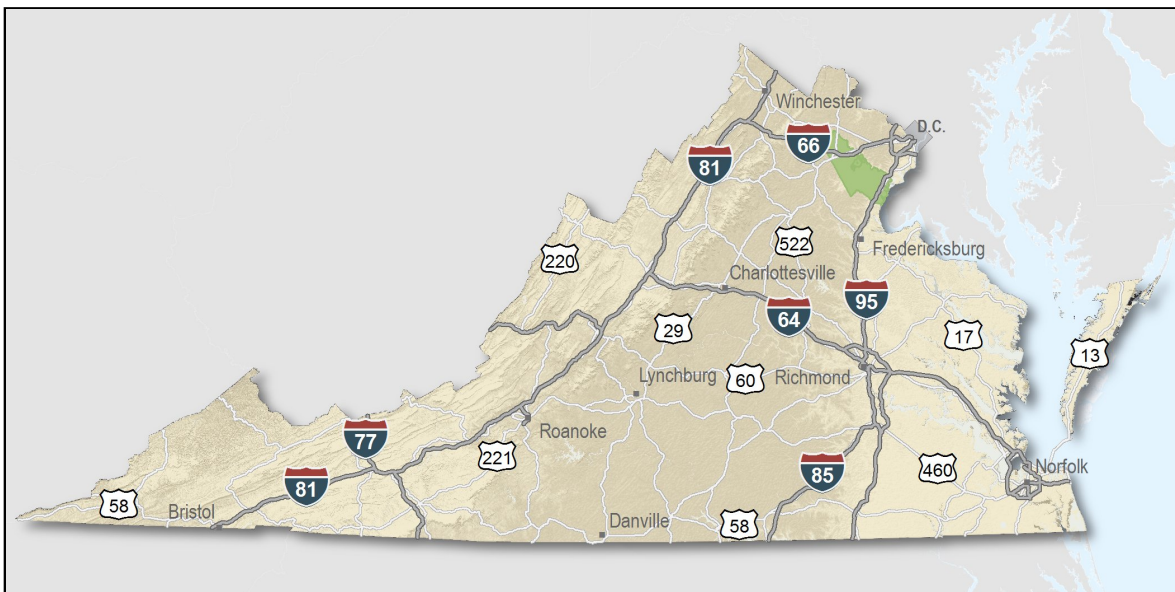
**William/Manassas/Manassas
Park, Virginia**

Overview

Only a few locations can guarantee the right combination of resources that are crucial to your business's success. Virginia's premier location offers excellent domestic and international access. Centrally located on the U.S. East Coast, more than 47 percent of the U.S. population is within a day's drive, and our integrated transportation system of highways, railroads, airports and seaports ensures that you can reach every one of your markets efficiently. Close proximity to Washington, D.C. facilitates contact with policy makers and the federal government system.

Virginia continues to rank among America's leading states for business by CNBC and Forbes.com. Business-first values, easy access to markets, stable and competitive operating costs, and a talented workforce all drove Virginia to the top. This unique combination of assets has encouraged businesses to prosper here for more than 400 years. Like you, they searched the world over for that convergence of resources that would help ensure their prosperity. For them, their search ended here. Chances are yours will too.

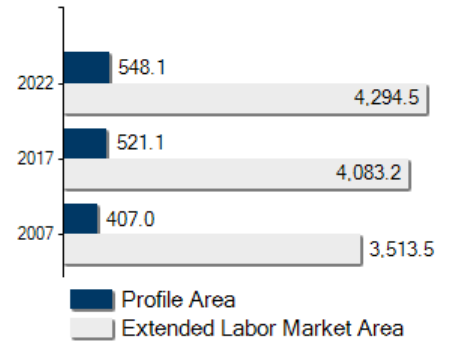
- AAA bond rating- Virginia has maintained a AAA rating since 1938, longer than any other state.
- Right-to-work law allows individuals the right to work regardless of membership in a labor union or organization.
- Corporate income tax rate of 6% has not been increased since 1972.
- Headquarters to 37 Fortune 1000 firms.
- Headquarters to 56 firms each with annual revenue over \$1 billion.
- More than 21,400 high-tech establishments operate in Virginia.
- More than 700 internationally-owned businesses from 40 countries are located in Virginia.
- Ranks third among the 50 states as a recipient of federal R&D funds.
- Streamlined permitting process.
- Recruitment training programs to help new businesses become operational faster.
- Programs at little or no cost to help businesses increase international sales.



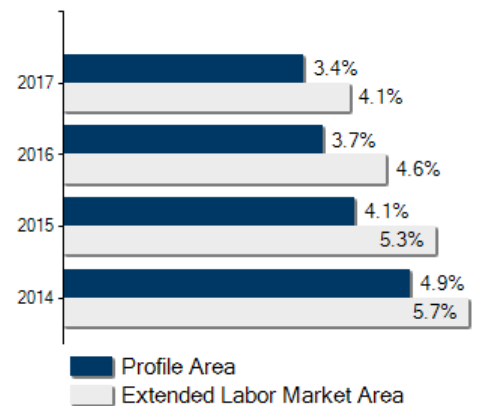
Labor Market

Population		
Gender Distribution (2017)		
Prince William/Manassas/Manassas Park	Male	Female
	50.0%	50.0%
Race/Ethnicity (2017)		
Classification	Profile Area	Extended Labor Area
White	333,229	2,221,990
Black	111,374	1,257,281
Asian	46,520	434,655
Two or More	23,103	134,805
American Indian or Alaska Native	5,803	29,207
Pacific Islander	1,086	5,284
Hispanic (may be of any race)	131,221	601,048
Median Age (2017)		
Manassas		34 years
Manassas Park		35 years
Prince William		35 years

Population in Thousands



Unemployment Rates





Labor Market

Civilian Labor Force (2017)

Prince William/Manassas/Manassas Park	270,528
Extended Labor Market Area	2,272,971
Total	2,543,499

Labor Force Participation (2013-2017)

Prince William/Manassas/Manassas Park	72.0%
Extended Labor Market Area	71.5%

Unemployment

Unemployment Rate (September 2018)	
Prince William/Manassas/Manassas Park	2.5%
Extended Labor Market Area	3.4%
Statewide	2.8%
Unemployed (2017)	
Prince William/Manassas/Manassas Park	9,205
Extended Labor Market Area	87,683
Total	96,888
Underemployed (3rd Quarter 2018)	
Prince William/Manassas/Manassas Park	23,790
Extended Labor Market Area	217,341
Total	241,131



Labor Market

Commute Time (2013-2017)

Worked from home	11,033	4.2%
Under 15 minutes	32,968	13.1%
15-24 minutes	49,376	19.7%
25-34 minutes	41,436	16.5%
35-44 minutes	23,107	9.2%
45-59 minutes	43,359	17.3%
Over 60 minutes	60,918	24.3%
Mean Travel Time to Work (minutes)		
Manassas		34
Manassas Park		37
Prince William		39

Additional Labor Resources

High School Graduates Not Continuing (2017-2018)	991
Two-Year College Graduates (Spring 2017)	9,794
Two-Year College Enrollees (Fall 2017)	135,431
Other College and University Graduates (Spring 2017)	12,531
Total	158,747



Labor Market

Career Readiness Certificate (06/30/2017-06/30/2018)

Virginia's Career Readiness Certificate (CRC) assists employers by certifying that a recipient possesses core skills in applied math, reading for information, and locating information. The CRC certification is based on established Workkeys® assessment tests. Virginia uses a three-tiered approach (bronze, silver, gold) to credentialing certificate holders that is based on the recipient's level of development skills.

Prince William/Manassas/Manassas Park	15
Extended Labor Market Area	4,125
Total	4,140

Educational Attainment

On-Time Graduation Rate (Class of 2017)	90.7%
Percentage of Prince William/Manassas/Manassas Park population age 25+ who are high school graduates (2013-2017)	88.0%
Percentage of Prince William/Manassas/Manassas Park population age 25+ who have earned a Bachelor's Degree or higher (2013-2017)	38.7%



Labor Market

Employment by Sector* (2nd Qtr. 2018)

Agriculture Forestry Fishing and Hunting	141	0.1%
Mining Quarrying and Oil and Gas Extraction	139	0.1%
Utilities	378	0.2%
Construction	17,004	10.8%
Manufacturing	4,139	2.6%
Wholesale Trade	3,615	2.3%
Retail Trade	24,154	15.3%
Transportation and Warehousing	2,460	1.6%
Information	1,305	0.8%
Finance and Insurance	2,529	1.6%
Real Estate and Rental and Leasing	2,091	1.3%
Professional Scientific and Technical Services	12,742	8.1%
Management of Companies and Enterprises	1,000	0.6%
Administrative and Support and Waste Management	8,768	5.6%
Educational Services	2,077	1.3%
Health Care and Social Assistance	16,831	10.7%
Arts Entertainment and Recreation	3,176	2.0%
Accommodation and Food Services	16,752	10.6%
Other Services	5,654	3.6%
Total Government	32,209	20.4%
Federal Government	7,131	4.5%
State Government	2,463	1.6%
Local Government	22,615	14.3%
Unclassified	552	0.3%
Total	157,716	100.0%

N.D. - Not Disclosed

*By Business Establishment



Labor Market

Major Employers

Manufacturing

Company

Aerojet-General Corporation
 Arban and Corosi Inc.
 Micron Technology Virginia

Product/Service

Rocket motors
 Construction materials
 Semiconductors

NonManufacturing

Company

Aurora Flight Sciences

 BAE Systems
 Comcast
 Lockheed Martin Corporation
 Minnieland Private Day School, Inc.
 Northern Virginia Community College
 Northern Virginia Electric Cooperative
 Prince William Hospital
 S.W. Rodgers
 Sentara Northern Virginia Medical Center
 U.S. Foodservice, Inc.

Product/Service

Headquarters, Advanced aerospace systems
 Aerospace electronic systems
 Telecommunications
 Systems Engineering/Defense Contracting
 Child Development
 Higher education
 Electric utility
 Health Care
 Construction
 Health Care
 Food distribution

Labor Market

Closings, Reductions, Layoffs (1/2015 to date)

Date	Type	Company	Product/Service	Employees Affected
1/15/2017	Closing	Quad/Graphics	Offset printing plant producing retail advertising inserts	81

Union Activity (8/1/2015 - 8/1/2018)

Petitions filed for representation	5
Elections won by union	4

Labor Market

Estimated Earnings (May 2017)

Occupation	Median Wage (US\$)	Mean Wage (US\$)	Median Salary (US\$)	Mean Salary (US\$)
Laborers and Freight, Stock, and Material Movers, Hand Heavy and Tractor-Trailer Truck Drivers	13.69	14.85	28,470	30,895
Maintenance and Repair Workers, General	21.40	21.07	44,530	43,837
Office Clerks, General	21.98	23.04	45,717	47,938
Secretaries and Administrative Assistants, Except Legal, Medical, and Executive	18.41	19.62	38,293	40,810
Receptionists and Information Clerks	21.45	21.77	44,634	45,289
Customer Service Representatives	16.16	16.81	33,616	34,955
Bookkeeping, Accounting, and Auditing Clerks	18.55	19.80	38,577	41,178
First-Line Supervisors of Office and Administrative Support Workers	24.31	24.91	50,563	51,811
Computer Occupations, All Other	31.81	34.17	66,174	71,062
Computer User Support Specialists	55.53	54.91	115,502	114,206
Computer Network Architects	29.48	30.94	61,314	64,352
Network and Computer Systems Administrators	60.33	60.95	125,494	126,768
Software Developers, Systems Software	47.77	49.68	99,362	103,321
Software Developers, Applications	61.65	62.38	128,236	129,759
Information Security Analysts	55.99	56.63	116,464	117,787
Computer Systems Analysts	54.97	56.19	114,325	116,867
Accountants and Auditors	50.65	51.72	105,355	107,562
Management Analysts	41.06	46.00	85,412	95,669
Human Resources Specialists	50.45	54.56	104,923	113,481
	40.61	41.56	84,473	86,454

Per Capita Personal Income (2016)

\$51,164

Median Family Income (2013-2017)

Prince William	\$111,606
Manassas	\$82,887
Manassas Park	\$81,571



Education

Public School Enrollment (Fall 2017)

Level	Number	Enrollment
Preschool	1	158
Elementary	67	45,251
Combined	3	2,313
Middle	20	23,090
High School	14	31,326

Student Teacher Ratio (FY 2017)

Elementary	15:1
Secondary	18:1

Per Pupil Expenditure (FY 2017) (US\$)

11,480.08

On-Time Graduation Rate (Class of 2017)

90.7%

High School Graduates Continuing Education (2017-2018)

86.0%

Advanced Programs (2017-2018)

Governor's Schools

Governor's School @ Innovation Park
 Thomas Jefferson High School for Science and Technology

Governor's STEM Academies and Health Academies

Governor's STEM Academy at Osbourn High School

Governor's School Enrollment	115
Senior International Baccalaureate (IB) Enrollment	55
Seniors Awarded IB Diplomas	44
Students taking 1 or more Advanced Placement (AP) Courses	7,203
Students taking 1 or more AP Exams	3,431
Students taking 1 or more Dual Enrollment Courses	1,654

Education

Workforce Development Facilities

Facility	Type
Fairfax SkillSource Center - Alexandria	Comprehensive Center
Fairfax SkillSource Center - Annandale	Comprehensive Center
Fairfax SkillSource Center - Reston	Comprehensive Center
Loudoun Workforce Resource Center	Satellite Center
Manassas SkillSource Career Services Center	Satellite Center
Prince William SkillSource Center	Comprehensive Center



Education

Higher Education Facilities – Fall 2017

Facility	Enrollment
George Mason University - Arlington Campus	36,297 [‡]
George Mason University - Fairfax Campus	36,297 [‡]
George Mason University - Loudoun Campus	36,297 [‡]
George Mason University - Science and Technology Campus	36,297 [‡]
Northern Virginia Community College - Annandale Campus	19,610
Northern Virginia Community College - Loudoun Campus	13,842
Northern Virginia Community College - Alexandria Campus	12,007
Northern Virginia Community College - Woodbridge Campus	10,113
Northern Virginia Community College - Manassas Campus	8,998
University of Mary Washington - Fredericksburg Campus	4,808 [‡]
University of Mary Washington - Stafford Campus	4,808 [‡]
Lord Fairfax Community College - Fauquier Campus	2,450
Northern Virginia Community College - Medical Education Campus	2,142
Germanna Community College - Locust Grove Campus	2,033
George Washington University - Virginia Science and Technology Campus	1,856
Central Texas College - Quantico Campus	†
Germanna Community College - Daniel Technology Center	†§
Germanna Community College - Stafford County Center	†§
Northern Virginia Community College - Quantico Campus	†§
George Washington University - Alexandria Graduate Education Center	†
George Washington University - Arlington Graduate Education Center	†
Old Dominion University - Quantico Campus	†§
University of Maryland University College - Fort Belvoir Campus	†

* AAAA Enrollment figures are included in participating colleges and universities.

† Enrollment figures are not available.

‡ Enrollment figures are for all campuses.

§ Enrollment counted at a main campus.

◊ Fall 2016 Enrollment



Education

Higher Education Facilities – Fall 2017

Facility	Enrollment
Marymount University	3,375
Virginia International University	895 [◊]
The Art Institute of Washington - Arlington	667 [◊]
Argosy University	577 [◊]
California University of Management and Sciences	440 [◊]
Columbia College - Fairfax Campus	388 [◊]
Columbia College - Centreville Campus	162 [◊]
Aviation Institute of Maintenance - Manassas Campus	150 [◊]
Virginia Tech - Northern Virginia Center	*
University of Maryland University College - Quantico Campus	†
Averett University - Quantico Center	†§
Florida Institute of Technology - Quantico Campus	†
Institute for the Psychological Sciences	†
Johns Hopkins University Whiting School of Engineering - Crystal City Center	†
Park University - Arlington Campus	†
Park University - Fort Myer Campus	†
Park University - Quantico Campus	†
Patrick Henry College	†
Virginia Theological Seminary	†
Washington University of Virginia	†
Central Michigan University - Fort Belvoir Center	†
Central Michigan University - Joint Base Myer	†
Central Michigan University - Pentagon Center	†

* AAAA Enrollment figures are included in participating colleges and universities.

† Enrollment figures are not available.

‡ Enrollment figures are for all campuses.

§ Enrollment counted at a main campus.

◊ Fall 2016 Enrollment



Education

Higher Education Facilities – Fall 2017

Facility	Enrollment
ECPI University - Northern Virginia Campus	12,068 [‡]
Strayer University - Alexandria Campus	6,473 ^{‡◊}
Strayer University - Arlington Campus	6,473 ^{‡◊}
Strayer University - Fredericksburg Campus	6,473 ^{‡◊}
Strayer University - Loudoun Campus	6,473 ^{‡◊}
Strayer University - Manassas Campus	6,473 ^{‡◊}
Strayer University - Woodbridge Campus	6,473 ^{‡◊}
Stratford University - Alexandria Campus	2,926 [‡]
Stratford University - Falls Church Campus	2,926 ^{‡◊}
Stratford University - Woodbridge Campus	2,926 [‡]
University of Management and Technology	1,293 [◊]
DeVry University - Arlington Campus	687 ^{‡◊}
University of Phoenix - Arlington Campus	526 [‡]
IGlobal University	365 [◊]
Everest College - Woodbridge Campus	255
University of the Potomac - Virginia Campus	149 [◊]

[‡] Enrollment figures are for all campuses.

[◊] Fall 2016 Enrollment



Transportation

Interstates	
Name	Distance
I-66	0.0 miles (0.0 km.)
I-95	0.0 miles (0.0 km.)
I-495	8.1 miles (13.1 km.)
I-395	8.6 miles (13.9 km.)
I-295	14.9 miles (24.0 km.)
I-695	19.1 miles (30.7 km.)
I-270	21.2 miles (34.1 km.)
I-370	25.0 miles (40.3 km.)

Note: Measured from border of locality/region.

Highways				
Highway 1	Highway 123	Highway 15	Highway 213	Highway 215
Highway 234	Highway 28	Highway 29	Highway 55	

Commercial Air Service		
Washington Dulles International Airport, Dulles -- 13.3 miles (21.4 km.)		
Aeroflot Airlines	Air Canada	Air France
All Nippon Airways	American Airlines	Austrian Airlines
British Airways	Delta Air Lines	Ethiopian Airlines
Frontier Airlines	Icelandair	KLM Royal Dutch Airlines
Korean Air Lines	Lufthansa German Airlines	Saudi Arabian Airlines
Southwest Airlines	United Airlines	Virgin Atlantic Airways
Alaska Airlines	JetBlue Airways	South African Airlines
SAS/Scandinavian Airlines	Air Lingus	Copa Airlines
Virgin America	Avianca	Qatar
Porter Airlines	Turkish Airlines	AeroMexico
Brussels Airlines	Emirates	Etihad Airways
Air China	LATAM Airlines	Royal Air Maroc
Southern Airways Express		



Transportation

Commercial Air Service

Ronald Reagan Washington National Airport, Arlington -- 30.9 miles (49.7 km.)

Air Canada	American Airlines	Delta Air Lines
Frontier Airlines	Southwest Airlines	Sun Country Airlines
United Airlines	Alaska Airlines	JetBlue Airways
Virgin America		

Baltimore/Washington International Thurgood Marshall Airport, Baltimore, MD -- 63.9 miles (102.9 km.)

Air Canada	American Airlines	British Airways
Delta Air Lines	Southwest Airlines	Spirit Airlines
United Airlines	Alaska Airlines	JetBlue Airways
Allegiant Air	Virgin America	Condor
Norwegian Air Shuttle	Norwegian Air Shuttle	Sunwing Airlines
ASA	ASA	
Wow air	XTRA Airways	ViaAir
Boutique Air	Southern Airways Express	

Charlottesville-Albemarle Airport, Charlottesville -- 74.2 miles (119.4 km.)

American Airlines	Delta Connection	United Airlines
-------------------	------------------	-----------------

Note: Within a 75-mile drive of the center of the locality.



Transportation

General Aviation Service

Name	Runway Length
Manassas Regional Airport, Manassas	6,200 ft (1,890 m)

Freight Rail Service

CSX Transportation Norfolk Southern Railway Company
--

Seaports

Name	Distance
Port of Virginia (Inland Port Front Royal)	44.0 miles (70.8 km)
Port of Virginia	172.0 miles (276.8 km)

Note: Driving distance from the center of the locality to Port of Virginia and any other seaports within 100 miles.

Other Ports of Entry

Name	Distance
Port of Washington - Dulles	13.3 miles (21.4 km)

Note: Driving distance from the center of the locality to Port of Washington - Dulles and any other port of entry within 100 miles.



Utilities	
Electric	Northern Virginia Electric Cooperative
Electric	Dominion Energy
Electric	City of Manassas
Natural Gas	City of Manassas
Natural Gas	Columbia Gas of Virginia
Natural Gas	Washington Gas Company
Telecommunications	Verizon South
Telecommunications	Comcast Business Communications
Water	City of Manassas
Water	Prince William County Service Authority
Waste Water Treatment	Prince William County Service Authority
Waste Water Treatment	Upper Occoquan Service Authority
Waste Water Treatment	City of Manassas
Solid Waste Disposal	City of Manassas Waste Transfer Station
Solid Waste Disposal	Prince William County Landfill



Financial Institutions

Financial Institutions – 1st Qtr 2018 Assets

Bank	Assets (US\$ Millions)
Bank of America, N.A.	1,765,242.0
Wells Fargo Bank, N.A.	1,716,532.0
PNC Bank, N.A.	368,067.1
TD Bank, N. A.	294,829.8
Capital One, N.A.	289,877.6
Branch Banking and Trust Company	215,012.0
SunTrust Bank	199,970.2
Manufacturers and Traders Trust Co.	118,089.0
United Bank	18,609.9
Fulton Bank	11,396.6
Sandy Spring Bank	7,881.5
WoodForest National Bank	5,699.6
Carter Bank & Trust	4,112.8
Burke & Herbert Bank & Trust Co.	3,040.3
Access National Bank	2,824.1
Sonabank, N.A.	2,652.5
FVCbank	1,077.6
The Fauquier Bank	681.1

Government and Taxes

Government

Prince William County has a County Executive and an eight-member Board of Supervisors. Manassas has a City Manager and a seven-member City Council. Manassas Park has a City Manager and a seven-member City Council.

All have a comprehensive plan and zoning and subdivision ordinances.

Manassas serves as the county seat. Dumfries, Haymarket, Occoquan, and Quantico are incorporated towns within the county.

Taxes

Localities in Virginia collect a 1% sales tax. They do not tax other items taxed at the State level.

Counties and cities in Virginia are separate taxing entities. Therefore, a company pays taxes to either a county or to a city.

If a company is located in a town, it pays town and county taxes except for utility taxes which are paid only to the town and the license tax which is paid only to the town unless town law permits the additional collection of a county tax.

Manufacturers pay real estate, machinery and tools, truck and automobile, utility, and sales taxes.

Nonmanufacturers pay real estate, tangible personal property, truck and automobile, utility, and sales taxes. They also may pay either a merchants' capital or a license tax.

Manufacturer's Tax Profile (Manassas) [pdf](#)

Non-Manufacturer's Tax Profile (Manassas) [pdf](#)

Manufacturer's Tax Profile (Manassas Park) [pdf](#)

Non-Manufacturer's Tax Profile (Manassas Park) [pdf](#)

Manufacturer's Tax Profile (Prince William) [pdf](#)

Non-Manufacturer's Tax Profile (Prince William) [pdf](#)



Community Facilities

Prince William Hospital in Manassas is a 170-bed general medical and surgical facility offering a variety of services including emergency room, cardiac rehabilitation and oncology. Potomac Hospital is a 153-bed full service acute care community hospital in Woodbridge. Additional hospital care is available in Fairfax, Alexandria, and Washington, D.C. Four public health centers operate in Manassas and Woodbridge providing clinics and additional public health services.

Over 400 physicians and 150 dentists practice in the community.

Nursing home care is available in the Lake Ridge and Manassas areas.

The Prince William Library, through its four full-service facilities and its six mini libraries, serves residents of the county and the cities of Manassas and Manassas Park. The library circulates in excess of 1.5 million books, records, and cassettes each year. Campuses of Northern Virginia Community College at Manassas and Woodbridge provide additional libraries for the public.

Shopping opportunities in Prince William County are extensive. Numerous shops featuring antiques and crafts complement the large assortment of shopping malls and centers. One of the nation's largest malls and Virginia's number one tourist attraction, Potomac Mills, contains 240 stores under one roof and offers outlet prices on thousands of name brands. Manassas Mall offers over 90 shops and specialty stores. Tackett's Mill Specialty Center has more than 50 shops in a beautiful New England style setting complete with a working 18th century gristmill. Old Town Manassas offers over 25 quaint shops and restaurants in an historic setting.



Community Facilities

(continued)

Over 100 places of worship are located throughout the community. Most leading Protestant denominations and the Roman Catholic faith are represented. Jewish synagogues are located in Dale City, Fort Belvoir and in adjacent Fairfax County. Moslem mosques are located in Manassas and Woodbridge. A Buddhist temple is located in Catlett.

The Mason Enterprise Center, a university-based economic development endeavor, recently opened at George Mason University's Prince William Campus. The Center serves as an incubator and counseling center for local businesses and specializes in the areas of small business services, government contracting, international business, entrepreneurship, technology ventures, and telework initiatives.

For small and start-up businesses, Mason Enterprise Center offers an Incubator/Accelerator Program that provides the services, office space, and support businesses need to get started. Offices are located at Bull Run Hall on the GMU Campus in Innovation@Prince William Technology Business Park.

The community is home to the Prince William Symphony Orchestra, Manassas Dance Company, more than 25 movie theaters, and numerous art galleries. Its proximity to Washington, D.C. affords residents easy access to a wide range of cultural and entertainment opportunities. Planning is underway for a performing arts center on the INNOVATION campus of George Mason University. This “La Scala” style opera house will be the home of numerous performing arts organizations and will offer a variety of performing arts experiences to the public.

Public recreation programs and classes are sponsored by both the county and cities. Public facilities encompass 73 ball fields, five outdoor swimming pools, two indoor pools, 29 tennis courts, 42 local parks, an indoor ice arena, and seven public golf courses. The Freedom Aquatic and Fitness Center is a state-of-the-art recreational facility jointly-funded and operated by Prince William County, the City of Manassas, and George Mason University. It offers an Olympic-style indoor pool and a variety of fitness opportunities to the citizens of Prince William County and Manassas.

The U.S. National Park Service administers the Manassas Battlefield Park and Prince William Forest Park. The battlefield was the site of two strategic battles of the Civil War and attracts thousands of visitors each year to the community. The 17,000-acre Prince William National Forest provides year-round hiking, camping and picnicking. The 400-acre Conway Robinson State Forest offers a site for forestry research and study and additional outdoor recreational facilities. The 508-acre Leesylvania Park offers hiking, boating, and a marina. Water and outdoor sportsmen will find the area attractive. Public and private marinas are located along the Potomac and Occoquan River shorelines. Numerous lakes and rivers boast an abundance of freshwater fish. Hunting for deer, wild turkey, and other small game is enjoyed in season. The county is popular with bicyclists who enjoy a variety of trails and roads available for their pursuits.

(continued)

Prince William County is also home to professional baseball. The Potomac Nationals, Class A-Advanced affiliate of the Washington Nationals, play at Pfitzner Stadium in the County Recreational Complex.

The historic town of Occoquan provides residents and visitors with a glimpse of the 18th century. Self-guided walking tours are available to explore the streets of this national landmark village on the banks of the Occoquan River. Other notable attractions in the community include the Weems-Botts Museum in Dumfries; the National Museum of the Marine Corps in Quantico; and the Manassas Museum in Old Town Manassas.

[Washington-Arlington-Alexandria MSA Profile](#)

[Northern Virginia Profile](#)

[City of Manassas](#)

[Prince William County](#)